

# Picking up a Rail&Fly eTicket at DB vending machine

(as from October 2010)

---

DB Vertrieb GmbH

---

---

National and International Airline-Cooperations

---

Frankfurt, 04th October 2010

# First screen

**DB BAHN** 30.09.2010 | 14:37:27 Uhr **VBB** Verkehrsverbund Berlin-Brandenburg

Welcome.  
If you hold a BahnCard, please insert it now.

**Point of departure - Destination**

- Step-by-step ticket purchase
- Express ticket purchase

**All offers**

- Regional, leisure and saver offers
- Business travel
- Ticket collection
- Collective/additional-service tickets
- Weekly/monthly passes

**Timetable information**

- Find and print connections
- Reserve seats without purchasing tickets

**Transport association**

- Verkehrsverbund Berlin-Brandenburg (VBB)

Help Tarifinfo

Please choose  
"All offers".

# The way to your Rail&Fly ticket

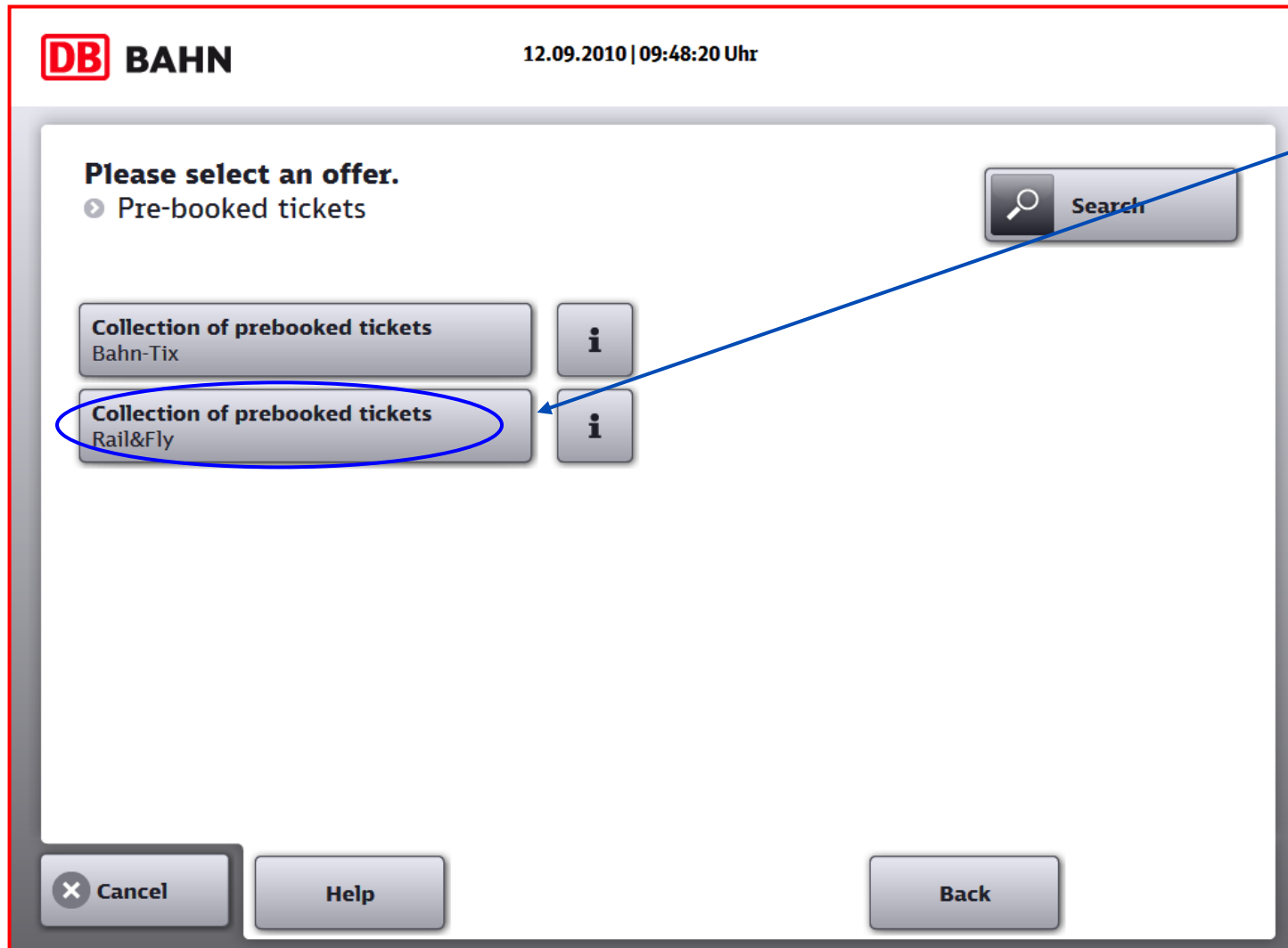
The screenshot shows the DB BAHN GTV interface. At the top left is the DB BAHN logo, and at the top right is the GTV logo. The date and time '12.09.2010 | 09:47:41 Uhr' are displayed in the center. Below the header, there is a search bar with a magnifying glass icon and the word 'Search'. The main content area is titled 'Please select an offer.' and contains a grid of eight ticket options, each with an icon, a title, a description, and an information icon (i). The options are:

- Leisure and special offers**: Mecklenburg-Vorpommern-Ticket, other regional offers
- Specials and savers**: e.g. Sparpreis tickets, Europa-Spezial
- Business travel**: e.g. bahn.corporate customers
- Additional-service tickets**: e.g. Supplements, extension tickets Reservations
- Single tickets**: Tickets with and without BahnCard discount
- Gruppenkarten**: z.B. Gruppenkarte Nahverkehr, Schönes-Wochenende-Ticket
- Season tickets**: e.g. Monthly passes, Weekly passes
- Pre-booked tickets**: Bahn-Tix, Rail&Fly

At the bottom of the interface, there are three buttons: 'Cancel', 'Help', and 'Back'. The 'Pre-booked tickets' option is circled in blue, and a blue arrow points from the text 'Please choose "Pre-booked tickets"' to this option.

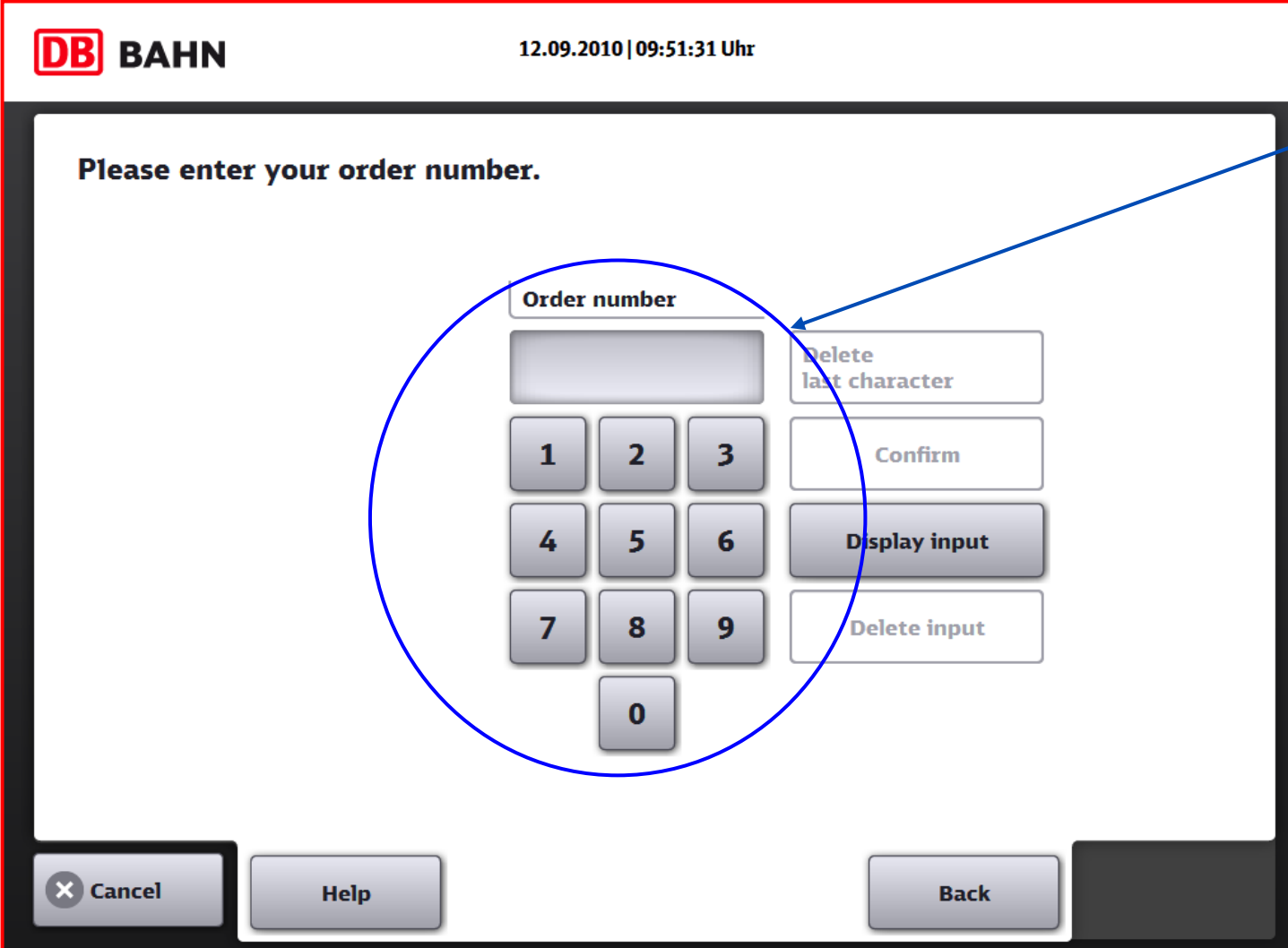
Please choose "Pre-booked tickets".

# Your ticket is deposited for you at DB vending machine



Please choose  
“Collection of  
prebooked  
tickets –  
Rail&Fly“.

# Entry of your Pickup-Number



DB BAHN 12.09.2010 | 09:51:31 Uhr

Please enter your order number.

Order number

Delete last character

1 2 3

4 5 6

7 8 9

0

Confirm

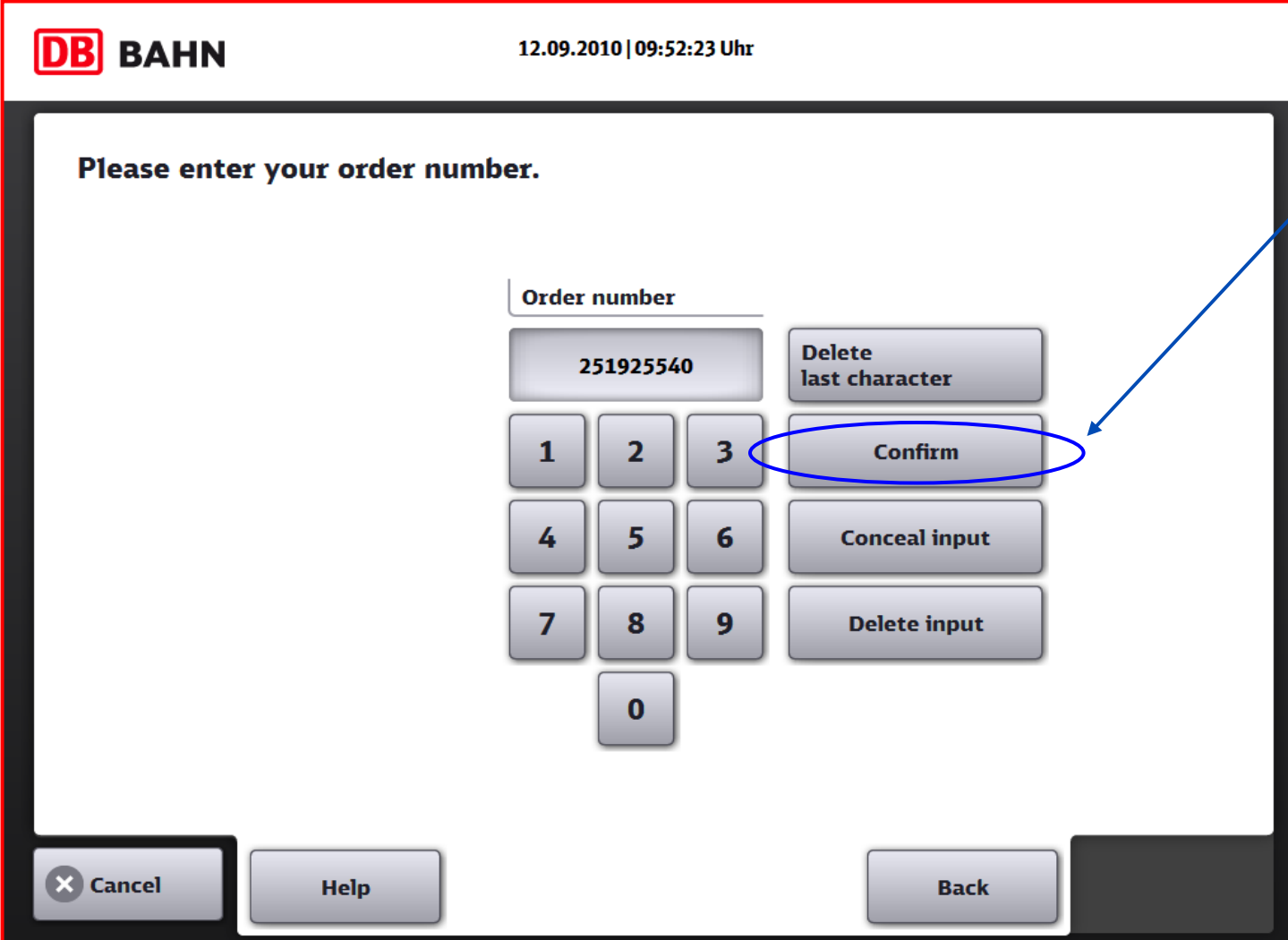
Display input

Delete input

Cancel Help Back

Please use the num pad to entry your "Order number" (Pickup-Number).

# Entry of your Pickup-Number



**DB BAHN** 12.09.2010 | 09:52:23 Uhr

Please enter your order number.

Order number

251925540

Delete last character

1 2 3 Confirm

4 5 6 Conceal input


7 8 9 Delete input

0

Cancel Help Back

After you have entered your order number, please choose "Confirm".

# Your Rail&Fly ticket can be issued



**DB BAHN** 30.09.2010 | 14:43:08 Uhr

Wenn OK wählen Sie bitte ›Jetzt drucken‹.

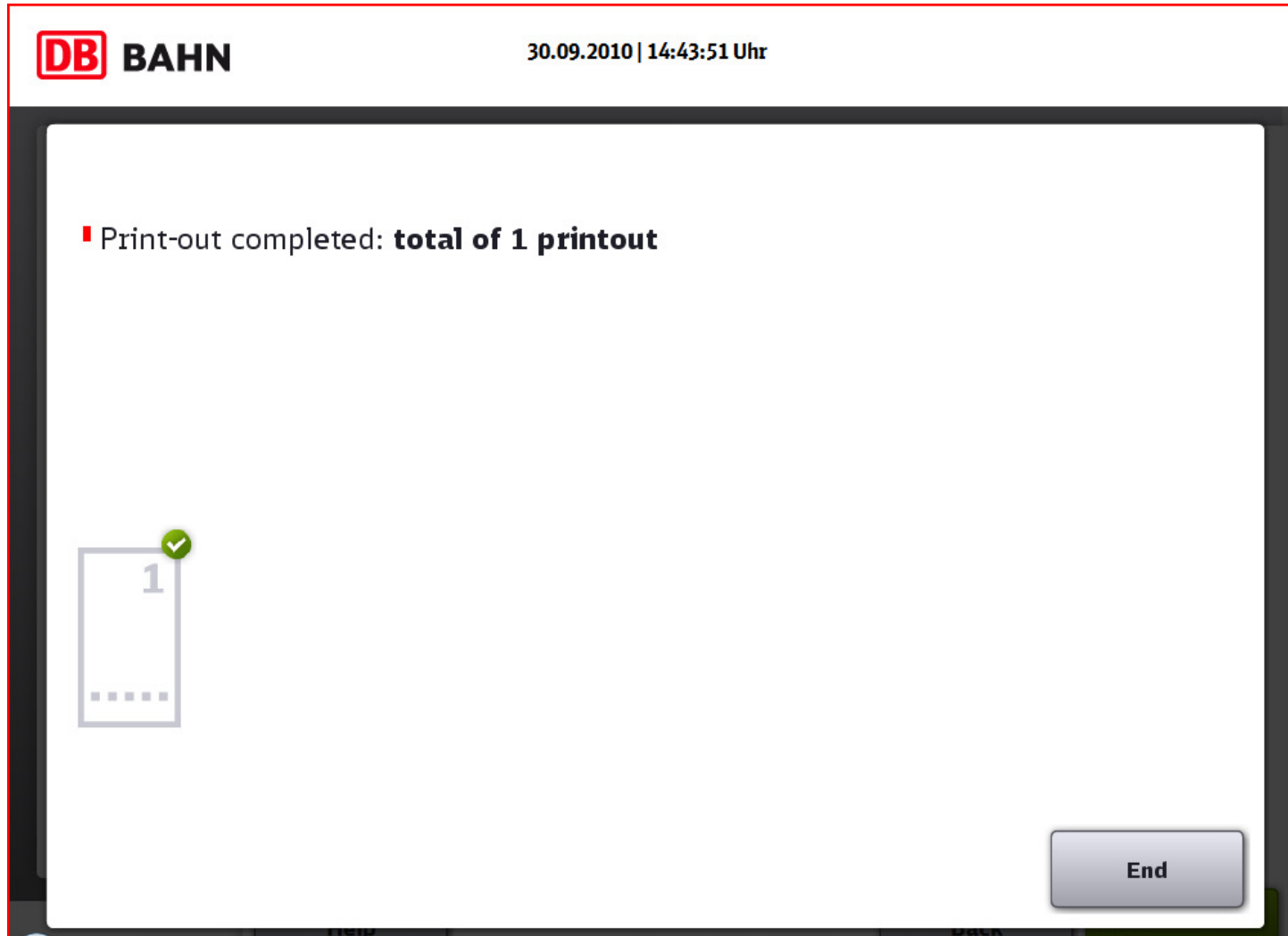
Order number 603650305

RAIL&FLY - H/R -, Frankfurt(M)Flugh.- Railway Germany, Erm: -----

Cancel Help Back **Print now**

Please choose  
“Print now” to  
get your  
Rail&Fly ticket.

# Your Rail&Fly ticket is issued now



Now you can  
cull your  
Rail&Fly ticket  
from DB vending  
machine.

Deutsche Bahn  
wishes you a  
good journey!